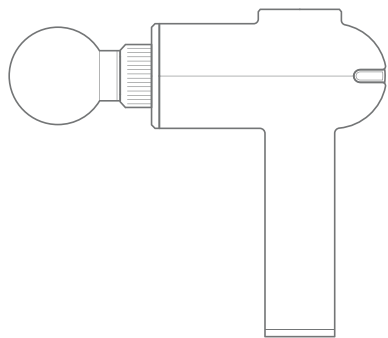
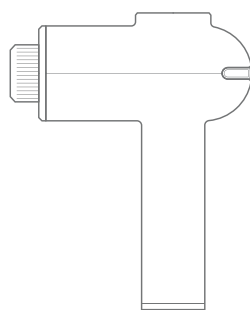


Massage Gun

Quick Start Manual



Packing List



Massage Gun



Hard Shell Bag
*Hard Shell Bag only available in
Designated packing



User Manual



USB cable



Massage head*4

Basic Parameter

Product Name: Massage Gun

Model No.: MX2

Product Weight: 500g

Product Size: 146.5*42*90mm

Input Voltage: 5V, 3mA

Connection Type: Type C

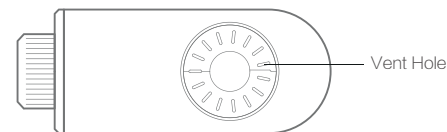
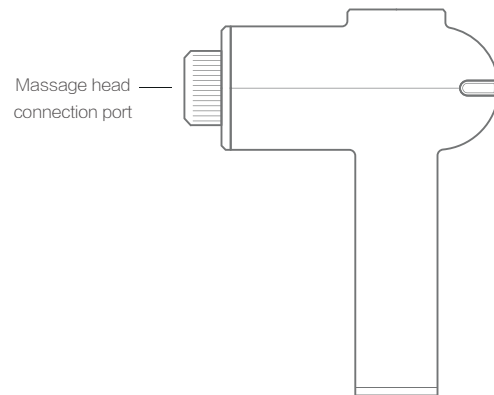
Battery Capacity: 1600mAh

Charging Time: 1.5H

Power Supply: Rechargeable Li-ion battery

Best working Temperature: 0~45°C

Product Body Introduction

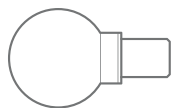


Remark:

In order to reduce the risk of electric shock, fire and personal injury, please read this instruction manual carefully and keep it properly before using this product.

The colour of the product is subject to the actual product received, and the manual is for product description only.

Function introduction of Massage Head



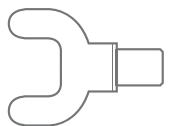
Round head

Moderate strength, suitable for chest, waist, leg and butt etc., that with large muscle area.



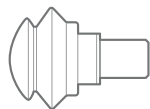
Bullet Head

Strong strength, suitable for hand and pelma etc., that with small muscles or tissue space.



U-shape head

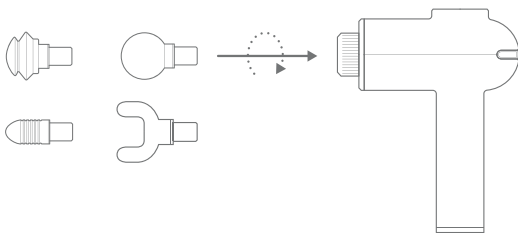
Strong strength, suitable for back neck and spine tendons etc., that with bundle muscles.



Air Compression Soft Head

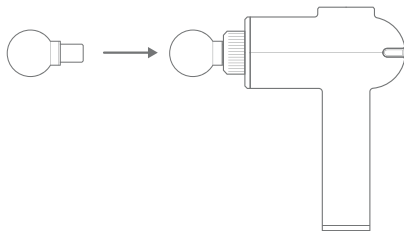
Soft strength, suitable for relaxing and shaping softer parts.

Massage Head Installation



Step 1

All types massage head can be insert directly into the massage gun body. It will be easier to install with a slight rotation.



Step 2

Please make sure the massage head is installed in place before use, otherwise it may cause the massage head to fall off and the rubber ring to wear during use. The installation position is shown on the right.

Instructions

1. Hold Power button to turn on / off device.
2. Short press power button to switch the gear 1, 2, 3, 4 and 5 cyclically.
3. Power indicator: device power is low when shows red, power is sufficient when show green; Constant light is working normally, breathing light is in charging mode, flash red light is low power shutdown reminding or abnormal shutdown.

Tips:

If you have the following conditions or any health-related problems, please consult your doctor before using this product.

As follows: pregnancy, diabetes complications, pacemaker wear, recent surgery, epilepsy or migraine, herniated disc, spinal migration, vertebral detachment, spinal joint stiffness, recent joint replacement surgery or IUD, metal needle or steel plate, etc., or any problems related to your health.

Caution

1. It is forbidden to use by minors.
2. It is forbidden to use this product with injuries on the body.
3. It is forbidden to use on non-dry skin or non-clean skin. It can be used across clothes, gently pressing and moving on the skin, each part is about 60s.
4. It is forbidden to use it on the body parts above the neck and with less muscle coverage. It is forbidden to use it on the bones. Use this product only on the soft tissues of the body without causing pain or discomfort.
5. It is forbidden to continue using this product when bruising, pain or other discomfort occurs.
6. It is forbidden to put any objects in the ventilation holes to avoid blockages or objects entering into safety hazards.
7. It is forbidden to immerse the product in liquid or allow liquid to enter the ventilation holes.
8. It is forbidden to throw the product into the fire, or close to the fire or heat source.
9. It is prohibited to deliberately drop or use this product improperly.
10. It is forbidden to disassemble this product in any way.
11. Do not allow fingers, hair or other parts of the body to approach the joint between the massage head and the piston to avoid being pinched.
12. It is forbidden to keep the product running or charging for a long time when unattended.
13. This product cannot be used during charging. After charging is completed, unplug the charging cable and do not keep charging all the time.
14. When not in use, place it in a dry and ventilated place, and do not close to heat sources or liquid areas.
15. Excessive pressing of the massage head during use will cause the machine to stop working.